

CARGO SUPERVISOR DESKS

Technical Data Sheet





CARGO SUPERVISOR DESKS

Designer: Z Design Team

Designed for workers in today's high-productivity environments, Cargo provides the simplicity and ease of use needed for open offices and crowded workspaces.

DESCRIPTION

STRUCTURE

Legs: The metal legs are made from 60x20x1.5 mm pentagonal profiles and 50x20x1.5 mm DKP metal box profiles.

Center Leg: Made from 40x30x1.5 mm and 50x30x1.5 mm box profiles. The center leg includes a demountable cable cover made from 1 mm DKP steel, produced using CNC bending to conceal cables.

Frame: The metal frame is made from 50x30x1.5 mm DKP metal box profiles. The welded connection pieces on the metal frame are made from 3 mm thick DKP steel, produced using CNC bending, with dimensions of 44x25 mm.

All metal parts are coated with a 90-micron thick textured (pebbled) electrostatic powder paint.

They can be painted in any static color from the Zivella Metal Color Chart.

TABLETOP & SEPARATOR

Tabletop: Cargo supervisor desk tops are made from E1 quality, 18 mm thick, melamine-coated particle board. Impact-resistant 1 mm thick PVC edge bands are used around the edges of the desk top.

Separator: Made from 8 mm thick particle board with 12 mm thick foam (14 DNS density) and fabric upholstery.

ACCESSORIES

Feet: Height-adjustable pentagonal feet made from hard polypropylene plastic.

USAGE AREA

Cargo Supervisor Desks are designed for indoor spaces such as executive rooms and workspaces.

DESIGNER / COLLECTION

Cargo Supervisor Desks were designed by Z Design Team for the 2022/2023 collection.

MATERIAL LIBRARY

Zivella; you can access the wood, metal, fabric, and faux leather library using the QR code below.

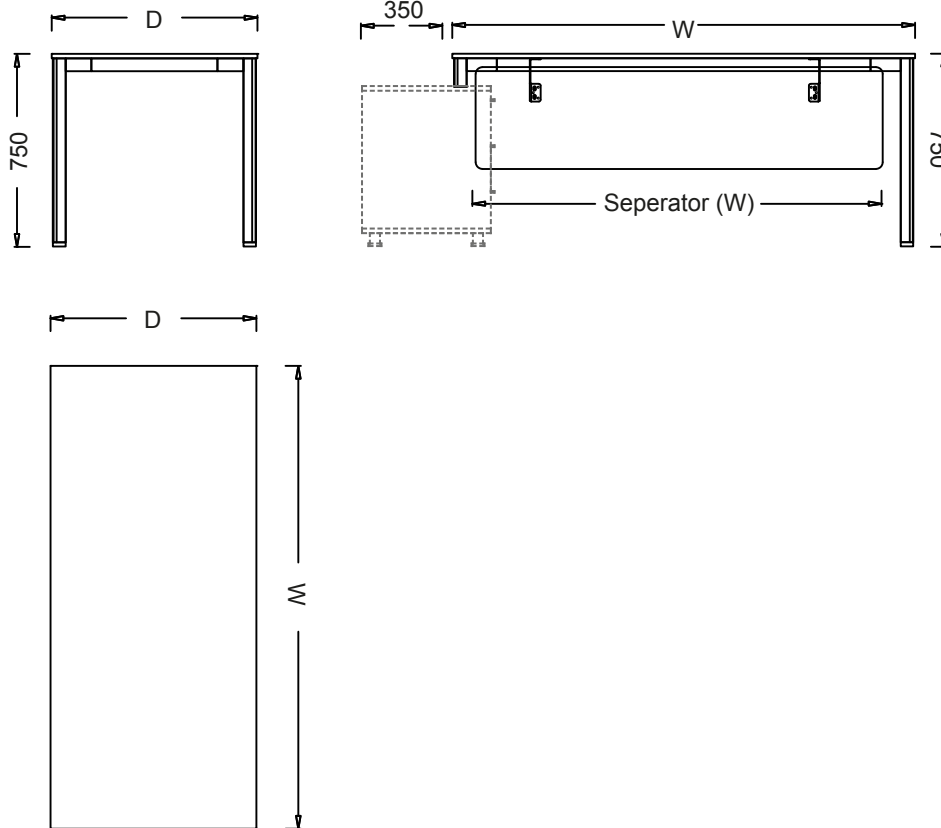


Material Catalog



CARGO SUPERVISOR DESKS

DIMENSIONS



DESK DIMENSIONS	Depth (D)	Width (W)	Height (H)
DM80160E	800 mm	1600 mm	750 mm
DM80180E	800 mm	1800 mm	750 mm

SEPARATOR DIMENSIONS	Depth (D)	Width (W)	Height (H)
DMPE160M	20 mm	1200 mm	300 mm
DMPE180M	20 mm	1420 mm	300 mm

Separators are produced separately and are optional.

Measurements are in millimeters.



CARGO SUPERVISOR PEDESTALS

Designer: Z Design Team

Designed for workers in today's high-productivity environments, Cargo provides the simplicity and ease of use needed for open offices and crowded workspaces.

DESCRIPTION

STRUCTURE

All the panels of the pedestal are made from 18 mm thick, melamine-coated E1 quality particle board. Drawer bottoms are made from 8 mm thick particle board.

Impact-resistant 1 mm thick PVC edge bands are used on all panels. There is a plastic cable cover on the pedestal base to allow for cable management.

The top panel can be produced in any melamine color from the Zivella Color Chart.

CONNECTION ELEMENTS

All pedestal panels are demountable, and the parts are connected using Minifix and dowel connections.

Soft-closing and non-soft-closing internal spring hinges of 1st quality are used for the pedestal doors.

Drawer slides are 400 mm deep, soft-closing telescopic slides.

ACCESSORIES

Handle: Aluminum handles, 128 mm in length, produced using an injection molding method and electrostatically painted.

Feet: 5 cm high, height-adjustable plastic feet made from injection-molded plastic.

Cable Cover: One plastic Zivella cable cover is used on the top panel.

Lock: A central locking system can be applied to the top drawer, allowing the drawer to be locked from a single point. This is optional.

USAGE AREA

Cargo Supervisor Pedestals are designed for indoor spaces such as executive rooms and workspaces.

DESIGNER / COLLECTION

Cargo Supervisor Pedestals were designed by Z Design Team for the 2022/2023 collection.

MATERIAL LIBRARY

Zivella; you can access the wood, metal, fabric, and faux leather library using the QR code below.

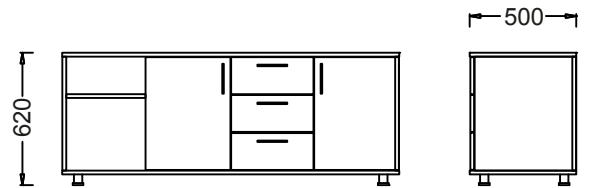
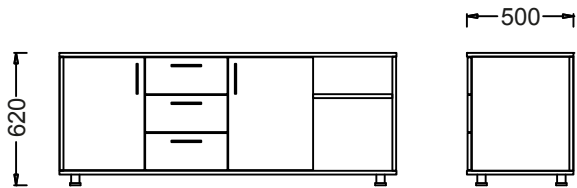
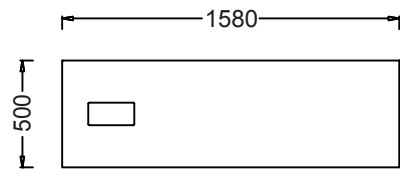
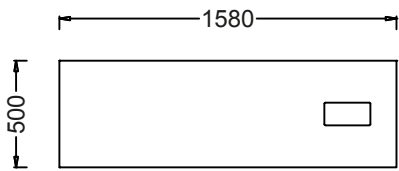


Material Catalog



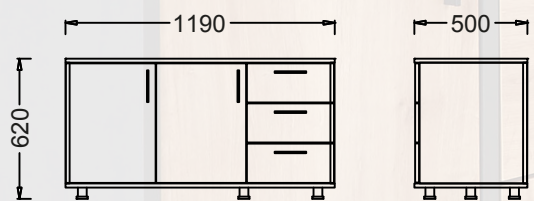
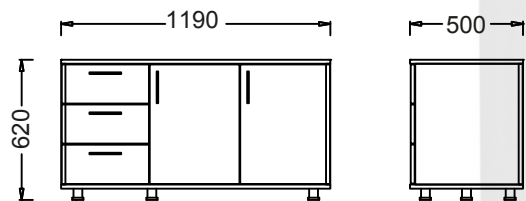
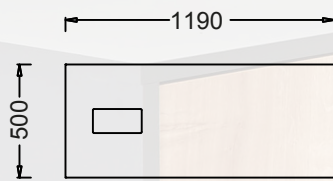
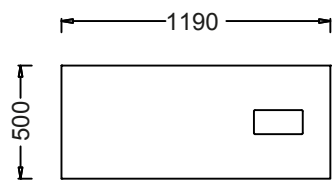
CARGO SUPERVISOR PEDESTALS

DIMENSIONS



B RTE16050LO - Cargo Supervisor Left Pedestal

B RTE16050LA - Cargo Supervisor Right Pedestal



B RTE11950LO - Cargo Supervisor Short Left Pedestal

B RTE11950LA - Cargo Supervisor Short Right Pedestal

Measurements are in millimeters.