

# NORM MEETING TABLES

Technical Data Sheet





# NORM MEETING TABLES

Tasarımcı: Alp Nuhoğlu

Norm Yönetici Serisinin bir ürünü olan toplantı masası, masif metal ayakları ile tablanın çevresinde bulunan metal çerçeve ile uyum oluşturuyor. Üst tabla kullanıcı tercihine göre değişen çeşitli yüzey malzemeleri ile üretiliyor.

## DESCRIPTION

### METAL STRUCTURE

**Frame:** The frame uses 30x30, 50x30, and 80x20 mm profiles made from 1.5 mm thick DKP steel, shaped in special molds. On both sides of the central legs, there are 2 pieces of 1 mm thick electrostatically oven-painted DKP steel, CNC cut and bent, designed for cable management and concealment.

**Metal Legs:** The table legs are made from 80x10 mm solid metal plates and are electrostatically powder-coated.

**Center Leg:** Made from 80x10 mm solid metal plates and electrostatically powder-coated.

All metal parts are painted with a 90-micron thick textured (pebbled) electrostatic powder paint. They can be painted in any static color from the Zivella Metal Color Chart.

### WOODEN STRUCTURE

**Veneer Top:** Norm meeting table tops are made from E1 quality 18 mm particle board, veneered on both sides, and reinforced with a 50 mm deep frame made from E1 quality 30 mm MDF. All four edges are protected by 1 mm thick impact-resistant PVC edging.

**Melamine Top:** Norm meeting table tops are made from E1 quality 18 mm particle board, melamine-coated on both sides, and reinforced with a 50 mm deep frame made from E1 quality 30 mm particle board. All four edges are protected by 1 mm thick impact-resistant PVC edging.

### ACCESSORIES

**Feet:** Adjustable plastic bingo feet with an M8 diameter and 28 mm height are used under the legs to prevent direct contact with the ground.

**Socket Box:** Twoway table socket (3 power sockets + 3 UPS + 1 CAT6 + 1 CAT3 + 1 USB + HDMI) (370x130 mm), made from aluminum injection material.

**Connection Plates:** The traverses are connected to the table legs using U-shaped steel plates, CNC cut and bent in special metal molds.

**Cable Channel:** Under the table, there are 2 laser-cut DKP steel cable channels for cable and socket unit placement.

**Closing Plate:** The central legs have closing plates made from 1.5 mm thick DKP steel, shaped in special molds.

### USAGE AREA

Norm Meeting Tables are designed for workspaces like offices.

### DESIGNER / COLLECTION

Norm Meeting Tables were designed by Alp Nuhoğlu for the 2022/2023 collection.

### MATERIAL LIBRARY

Zivella; you can access the wood, metal, fabric, and faux leather library using the QR code below.

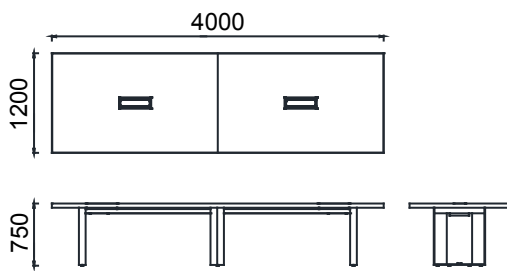


Material Catalog

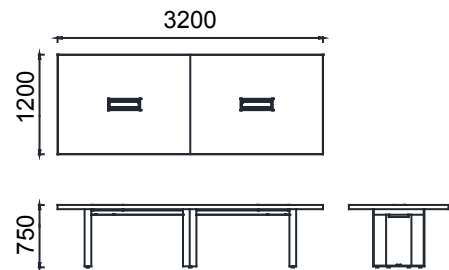


DIMENSIONS

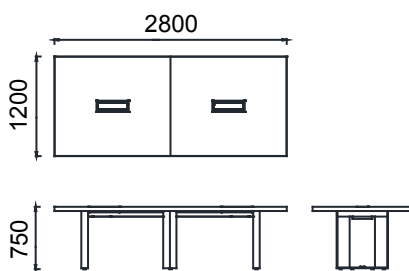
## NORM MEETING TABLES



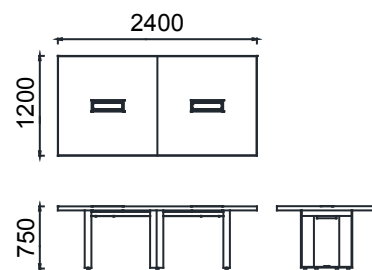
NT400120 - NORM 400 MEETING TABLE



NT320120 - NORM 320 MEETING TABLE



NT280120 - NORM 280 MEETING TABLE



NT240120 - NORM 240 MEETING TABLE

Measurements are in millimeters.