

ADA GROUP

Technical Data Sheet





ADA SOFA / ARMCHAIR

Designer: Z Design Team

It is designed to offer comfort against the stress and tiredness of daily life. Being robust and high quality, it is always with you in your busy hours of works. With its renewed form and features, Ada carries the free spirit of the 60s' office and waiting areas to our day.

INTRODUCTION

WOODEN STRUCTER

Interior Frame: 2nd Class Kiln Dried Beech Timber with 50x50 mm and 25x25 mm dimensions is used for its interior frame.

Outer Frame : The legs and wooden records are produced from massive Beech or Ash type wooden material according to the preferred model.

Armrest : Armrest is produced from CNC cut 30 mm melamine coated chipboard. It is upholstered with fabric and sponge on chipboard material.

SEAT-BACK-UPHOLSTERY

Seat : Chair seats are padded with 8 cm thick HR sponge of 35kg/m³, resistant to local sagging, protecting the natural structure of it.

Back : 8 cm thick HR sponge with a density of 35 kg/m³ upon CNC cut 8mm MDF is used for the back of the armchair, which is resistant to local collapses and preserves its natural structure. Quilted fabric puller detail is used in the back upholstery.

ACCESSORY

Shoe: Fixed nail shoe made of plastic material is used where the product is in contact with the ground.

ARE OF USE

Ada is designed for interior spaces such as sofa/armchair, executive rooms and waiting areas.

DESIGNER / COLLECTION

Ada Sofa / Armchair is designed by Z Design Team. Designed for 2021/2022 collection.

MATERIALS LIBRARY

You can access Zivella's library of wood, metal, fabric and artificial leather with the QR code below.



Material Catalog





ADA CHAIR

Designer: Z Design Team

It is designed to offer comfort against the stress and tiredness of daily life. Being robust and high quality, it is always with you in your busy hours of works. With its renewed form and features, Ada carries the free spirit of the 60s' office and waiting areas to our day.

INTRODUCTION

WOODEN STRUCTER

Interior Frame : 2nd class kiln dried beech timber massive material is used at the back, seat and armrests of the Ada chair's interior frame.

Legs :The legs are made of BRK1450 Ada Chair- Ash Massive Wooden or BRK1451 Ada-K Chair- Beech Massive wooden material according to the product model.

SEAT-BACK-UPHOLSTERY

Upholstery :35 HR 5 cm thick sponge is used in the product seat and back area, 28 DNS 1 cm gray sponge is used onthe outer sides of the back and arms.

ACCESSORY

Shoe: Fixed nail shoe made of plastic material is used where the product is in contact with the ground.

ARE OF USE

Ada is designed for interior spaces such as sofa/armchair, executive rooms and waiting areas.

DESIGNER / COLLECTION

Ada Chair is designed by Z Design Team. Designed for 2021/2022 collection.

MATERIALS LIBRARY

You can access Zivella's library of wood, metal, fabric and artificial leather with the QR code below.

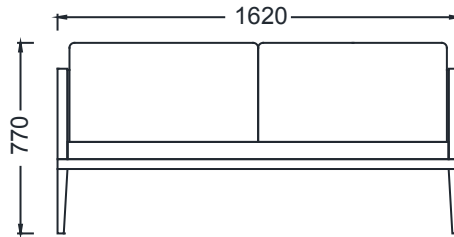
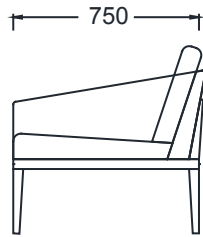


Material Library

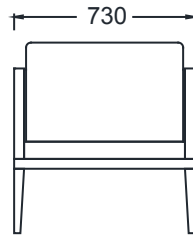
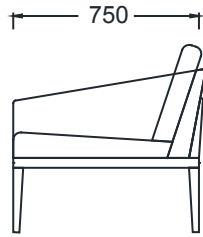


ADA GROUP

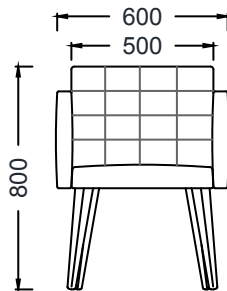

MEASUREMENTS



BRK3302 - ADA DOUBLE
BRK3312 - ADA-K DOUBLE

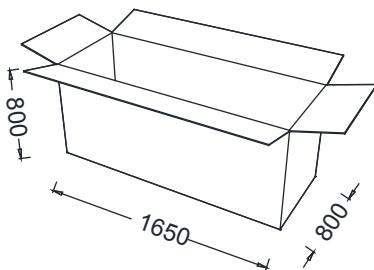


BRK3301 - ADA SINGLE
BRK3311 - ADA-K SINGLE

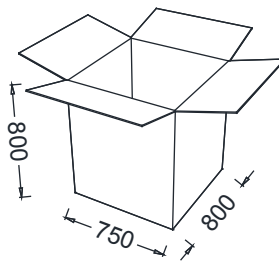


BRK1450 - ADA CHAIR
BRK1451 - ADA-K CHAIR

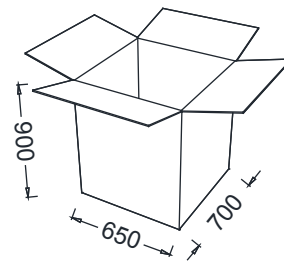
Parcel Measurements



ADA DOUBLE



ADA SINGLE



ADA CHAIR

Unit of measurement is millimeters.