

CARGO WORKING GROUP

Technical Data Sheet





CARGO WORKING GROUP

Designer: Z Design Team

Designed for workers in today's high-productivity environments, Cargo provides the simplicity and ease of use needed for open offices and crowded workspaces.

DESCRIPTION

STRUCTURE

Legs: The metal legs are made from 60x20x1.5 mm pentagonal profiles and 50x20x1.5 mm DKP metal box profiles.

Center Leg: Made from 40x30x1.5 mm and 50x30x1.5 mm box profiles. The center leg includes a demountable cable cover made from 1 mm DKP steel using CNC bending to conceal cables.

Frame: The metal frame is made from 50x30x1.5 mm DKP metal box profiles. The welded connection pieces on the metal frame are made from 3 mm thick DKP steel, produced using CNC bending, with dimensions of 44x25 mm.

All metal parts are coated with a 90-micron thick textured (pebbled) electrostatic powder paint.

They can be painted in any static color from the Zivella Metal Color Chart.

TABLETOP & SEPARATOR

Tabletop: Cargo working desk tops are made from E1 quality, 18 mm thick, melamine-coated particle board. Impact-resistant 1 mm thick PVC edge bands are used around the edges of the desk top.

Separator: Made from 8 mm thick particle board with 12 mm thick foam (14 DNS density) and fabric upholstery.

ACCESSORIES

Feet: Height-adjustable pentagonal feet made from hard polypropylene plastic.

Cable Channel: Made from DKP steel, sized 665x125x115x0.8 mm, produced using CNC cutting.

Cable Cover: Each work surface on the desk has one plastic Zivella cable cover.

USAGE AREA

The Cargo Working Group is designed for indoor spaces such as executive rooms, meeting rooms, and workspaces.

DESIGNER / COLLECTION

The Cargo Working Group was designed by Z Design Team for the 2022/2023 collection.

MATERIAL LIBRARY

Zivella; you can access the wood, metal, fabric, and faux leather library using the QR code below.

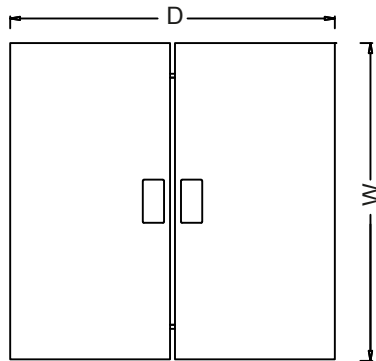
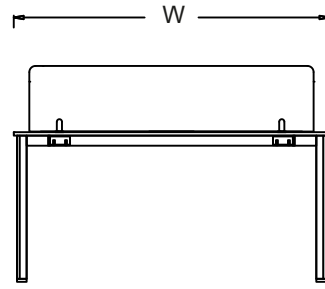
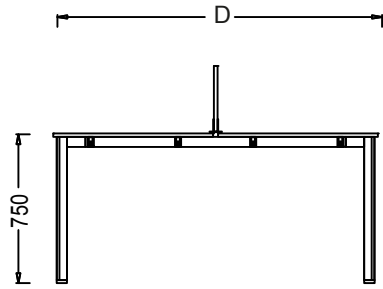


Material Catalog



CARGO TWO-PERSON WORKING GROUP

DIMENSIONS



| DESK DIMENSIONS | Depth (D) | Width (W) | Height (H) |
|-----------------|-----------|-----------|------------|
| - DM70120W2 | 1420 mm | 1180 mm | 750 mm |
| - DM70140W2 | 1420 mm | 1380 mm | 750 mm |
| - DM70160W2 | 1420 mm | 1580 mm | 750 mm |

| UPHOLSTERED SEPARATOR DIMENSIONS | Depth (D) | Width (W) | Yükseklik |
|----------------------------------|-----------|-----------|-----------|
| SPD120 / SPA120 | 20 mm | 1000 mm | 300 mm |
| SPD140 / SPA140 | 20 mm | 1200 mm | 300 mm |
| SPD160 / SPA160 | 20 mm | 1400 mm | 300 mm |

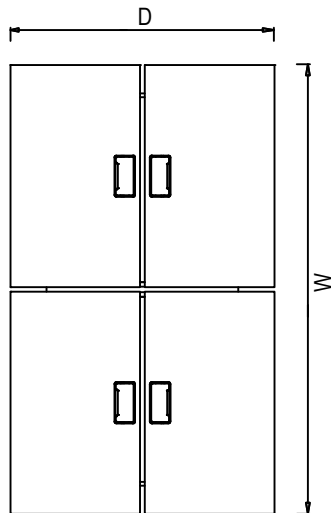
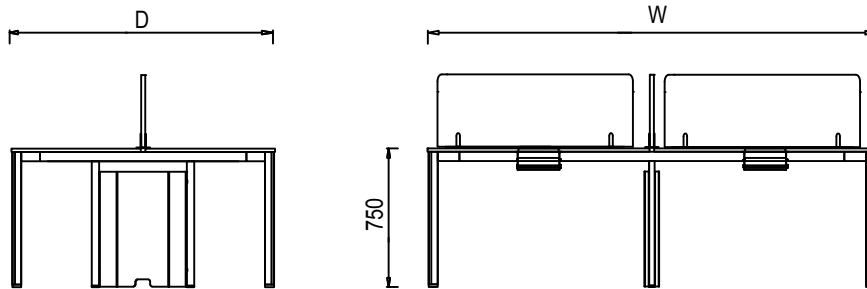
Separators are produced separately and are optional.

Measurements are in millimeters.



CARGO FOUR-PERSON WORKING GROUP

DIMENSIONS



| DESK DIMENSIONS | Depth (D) | Width (W) | Height (H) |
|-----------------|-----------|-----------|------------|
| - DM70120W4 | 1430 mm | 2380 mm | 750 mm |
| - DM70140W4 | 1430 mm | 2780 mm | 750 mm |
| - DM70160W4 | 1430 mm | 3180 mm | 750 mm |

| UPHOLSTERED SEPARATOR DIMENSIONS | Depth (D) | Width (W) | Height (H) |
|----------------------------------|-----------|-----------|------------|
| SPD120 / SPA120 | 20 mm | 1000 mm | 300 mm |
| SPD140 / SPA140 | 20 mm | 1200 mm | 300 mm |
| SPD160 / SPA160 | 20 mm | 1400 mm | 300 mm |

Separators are produced separately and are optional.

Measurements are in millimeters.