

# PLANET COFFEE TABLE GROUP

Technical Data Sheet





# PLANET COFFEE TABLE GROUP

Designer: Selami Gündüzeri

Inspired by the arrangement of planets and their moons, the Planet coffee table family has a flexible design approach with its various sizes and geometric shapes.

## EXPLANATIONS

### METAL LEGS

The metal structure of the coffee tables is shaped by bending in CNC molds and made from Q13 mm diameter DKP transmission. All metal parts are coated with 90-micron thick textured (pebbled) electrostatic powder paint. The metal parts can be painted in any static color from the Zivella Metal Color Catalog.

### TABLETOP

The tabletops of the coffee tables are made from 8 mm thick CNC-cut MDF, either wood-veneered or lacquer-painted. On the veneered surface, to protect against external factors and ensure long-lasting use, 3 layers of polyurethane filler varnish are applied, followed by 2 layers of polyurethane matte varnish.

### USAGE AREA

The Planet Coffee Table Group is designed for use in executive offices, meeting rooms, workspaces, and common areas.

### DESIGNER / COLLECTION

The Planet Coffee Table Group was designed by Selami Gündüzeri for the 2023/2024 collection.

### MATERIAL LIBRARY

Zivella; you can access the wood, metal, fabric, and faux leather library using the QR code below.



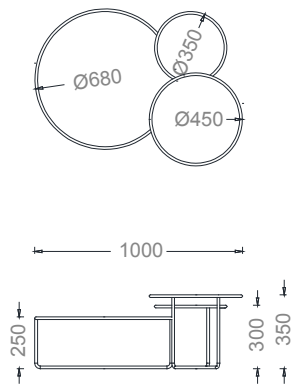
Material Catalog



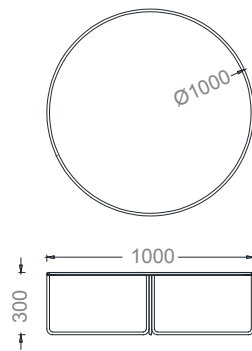


# PLANET COFFEE TABLE GROUP

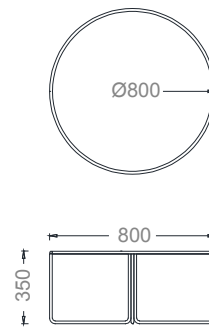
## DIMENSIONS



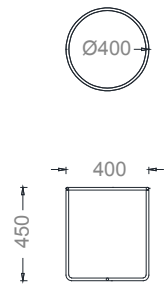
PLT10076 - PLANET TRIPLE COFFEE TABLE  
(100x76x35h)



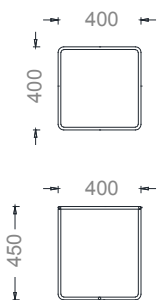
PLTQ100 - PLANET ROUND COFFEE TABLE  
(Diameter: 100x35h)



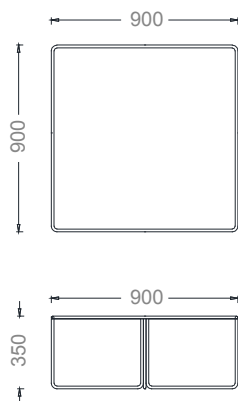
PLTQ80 - PLANET ROUND COFFEE TABLE  
(Diameter: 80x35h)



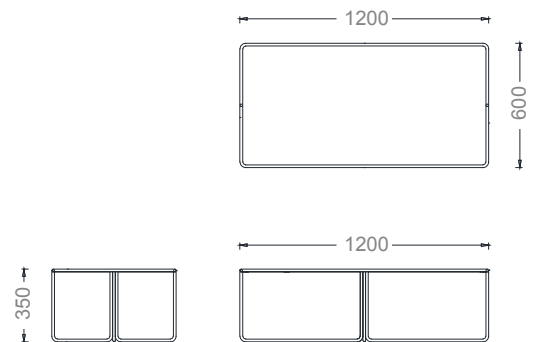
PLTQ40 - PLANET ROUND COFFEE TABLE  
(Diameter: 40x45h)



PLT4040 - PLANET SQUARE COFFEE TABLE  
(40x40x45h)



PLT9090 - PLANET SQUARE COFFEE TABLE  
(90x90x35h)



PLT12060 - PLANET RECTANGULAR COFFEE TABLE  
(120x60x35h)

Measurements are in millimeters.