

PART BENCH

Technical Data Sheet





PART BENCH

Designer: Alp Nuhođlu

Part Bench allows the creation of a space within a space, providing sound insulation with its fabric-covered separators by minimizing surrounding noise. The innovative design of Part Bench creates an isolated, focus-enhancing environment suitable for meetings, waiting areas, or workspaces.

EXPLANATIONS

METAL STRUCTURE

The legs are made from 3 mm and 10 mm thick DKP laser-cut steel sheets and 10 mm thick metal plates. The legs are coated with 90-micron thick textured (pebbled) electrostatic powder paint.

The separator structures are made from 30x20x1.5 mm thick box profile material.

The separator legs are made from 20x20 mm metal profiles and metal plates.

WOODEN STRUCTURE

The Part Bench seating, backrest, and pouf frame are made from second-grade kiln-dried beech wood.

UPHOLSTERY

The Part Bench seating uses 8 cm thick foam with 35HR density. The backrest uses 5 cm thick foam with 35HR density.

ACCESSORIES

Feet: Adjustable hard plastic bingo feet are used on surfaces that come into contact with the floor.

Wheels: For poufs and separators, lockable and non-lockable wheels are used.

USAGE AREA

The Part Bench Group is suitable for spaces such as hotels, shopping malls, hospitals, and office waiting areas.

DESIGNER / COLLECTION

The Part Bench Group was designed by Alp Nuhođlu for the 2022/2023 collection.

MATERIAL LIBRARY

Zivella; you can access the wood, metal, fabric, and faux leather library using the QR code below.

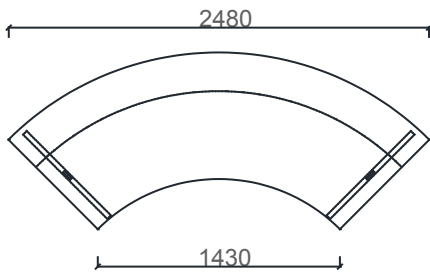


Material Catalog

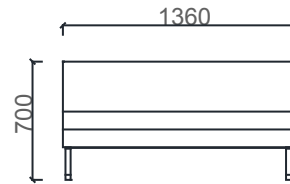
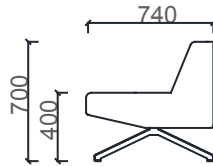


DIMENSIONS

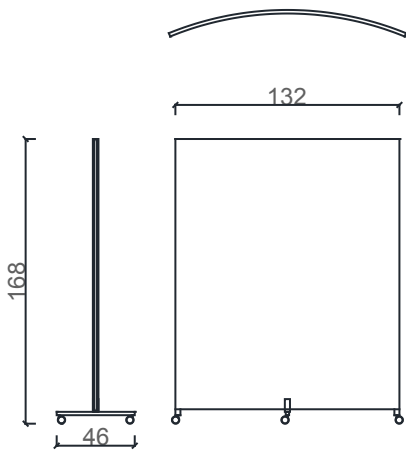
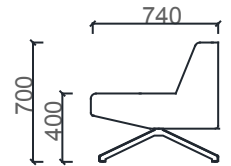
PART BENCH GROUP



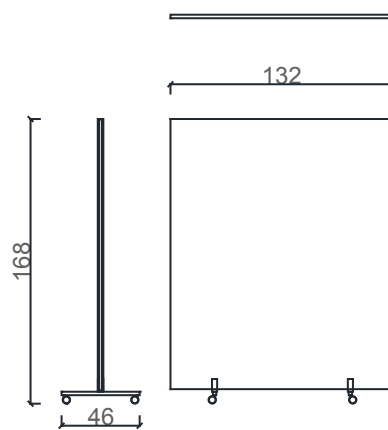
BRK2951 - Part Curved



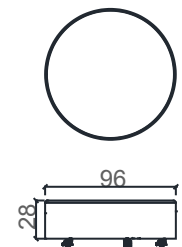
BRK2952 - Part Straight



PKS295 - Part Curved Separator



P5S295 - Part Straight Separator



BRK2950 - Part Pouf

Measurements are in millimeters.