

# GITO COFFEE TABLE GROUP

Technical Data Sheet





## GITO COFFEE TABLE GROUP

Designer: Alp Nuhođlu

With various geometric forms and adjustable height options, the Gito Coffee Table Group enhances the aesthetic appeal of the accompanying seating groups and spaces. It maintains its minimalist functionality whether used as a centerpiece or a side table.

### EXPLANATIONS

---

#### METAL LEGS

Under the wooden body, a metal pipe profile measuring Q28x1.5 mm is welded to the base sheet.

The base of the legs features a 300 mm diameter, 3 mm thick DKP steel base plate.

All metal parts are coated with a 90-micron thick textured (pebbled) electrostatic powder paint.

The metal parts can be painted in any static color from the Zivella Metal Color Catalog.

#### WOODEN BODY

The coffee table legs are made from polished solid ash or beech wood with a Q28 mm diameter, turned in a lathe, and finished with a lacquer. To protect the wooden surface from external factors and ensure long-lasting use, 3 layers of polyurethane filler varnish are applied, followed by 2 layers of polyurethane matte varnish.

#### WOODEN TABLETOP

The coffee table's tabletop is made from MDF with a wooden veneer, or melamine-coated particle board, fixed onto a 3 mm thick DKP steel sheet.

To protect the veneer surface and ensure long-lasting use, 3 layers of polyurethane filler varnish are applied, followed by 2 layers of polyurethane matte varnish.

#### USAGE AREA

The Gito Coffee Table Group is designed for indoor spaces such as executive offices, meeting rooms, workspaces, and common areas.

#### DESIGNER / COLLECTION

The Gito Coffee Table Group was designed by Alp Nuhođlu for the 2021/2022 collection.

#### MATERIAL LIBRARY

Zivella; you can access the wood, metal, fabric, and faux leather library using the QR code below.

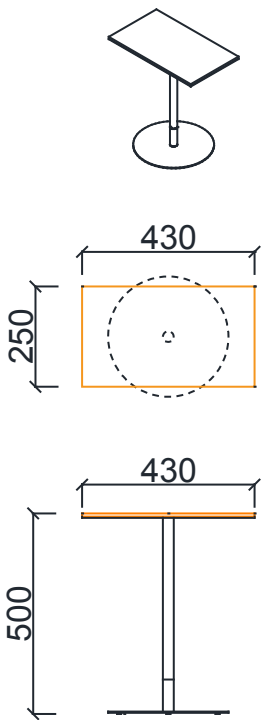


*Material Catalog*

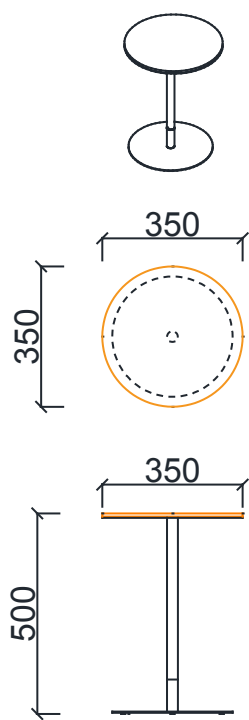


## GITO COFFEE TABLE GROUP

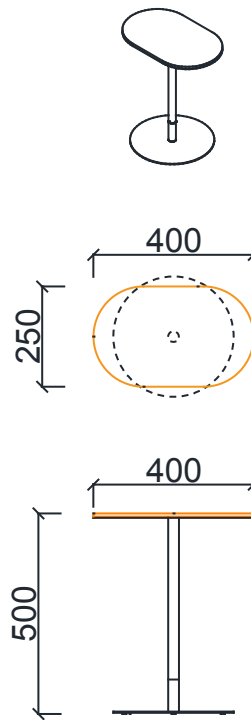
### DIMENSIONS



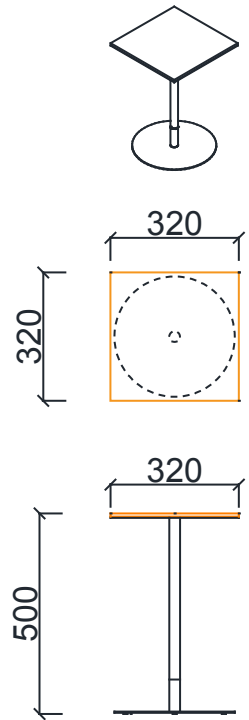
SGT4325 - GITO RECTANGLE COFFEE TABLE  
SGS4325 - GITO-M RECTANGLE COFFEE TABLE  
(43x25)



SGTQ35 - GITO ROUND COFFEE TABLE  
SGSQ35 - GITO-M ROUND COFFEE TABLE  
(Q35)



SGT4025 - GITO ELLIPTICAL COFFEE TABLE  
SGS4025 - GITO-M ELLIPTICAL COFFEE TABLE  
(40x25)



SGT3232 - GITO SQUARE COFFEE TABLE  
SGS3232 - GITO-M SQUARE COFFEE TABLE  
(32x32)

Measurements are in millimeters.



## GITO-S COFFEE TABLE GROUP

Designer: Alp Nuhođlu

Colorful functionality... Options that you can color according to your taste, yet the same comfort...

### EXPLANATIONS

#### METAL LEGS

Metal profile body under the table is manufactured from Q28 mm diameter 1.5 mm thick DKP metal profile pipe. There is a Q300 mm diameter 3 mm thick DKP base sheet on the base of the foot.

All metal parts are painted with 90 micron thick textured (rough) electrostatic powder paint.

The metal parts can be painted in any static color from the Zivella Metal Color Catalog.

#### METAL TABLETOP

Coffee table top is manufactured from CNC cut 3 mm DKP sheet material.

All metal parts can be disassembled.

All metal parts are painted with 90 micron thick textured (rough) electrostatic powder paint.

The metal parts can be painted in any static color from the Zivella Metal Color Catalog.

#### USAGE AREA

The Gito Coffee Table Group is designed for indoor spaces such as executive offices, meeting rooms, workspaces, and common areas.

#### DESIGNER / COLLECTION

The Gito Coffee Table Group was designed by Alp Nuhođlu for the 2021/2022 collection.

#### MATERIAL LIBRARY

Zivella; you can access the wood, metal, fabric, and faux leather library using the QR code below.



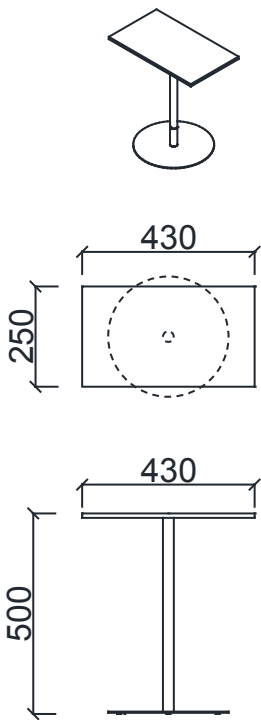
Material Catalog



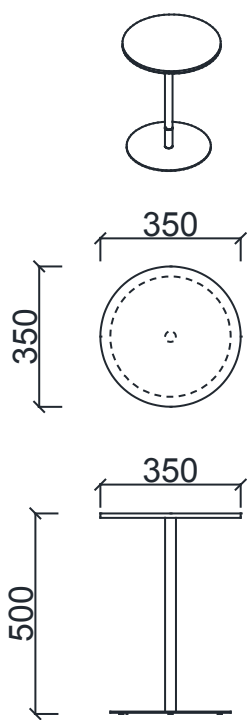


## GITO-S COFFEE TABLE GROUP

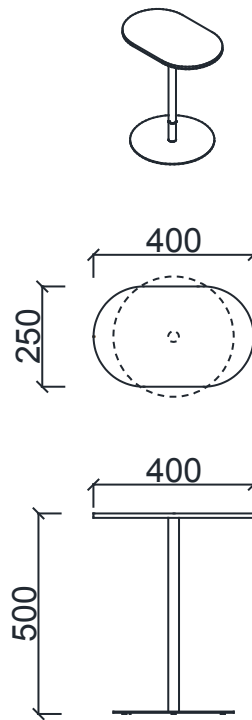
### DIMENSIONS



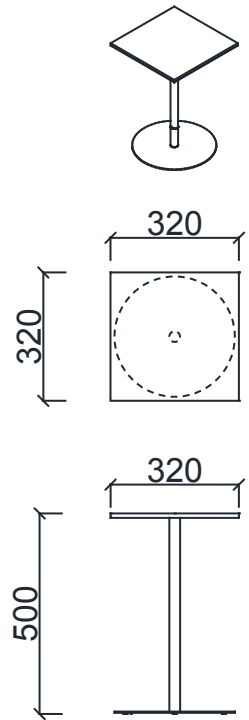
SGM4325 - GITO-S RECTANGLE COFFEE TABLE  
(43x25)



SGMQ35 - GITO-S ROUND COFFEE TABLE  
(Q35)



SGM4025 - GITO-S ELLIPTICAL COFFEE TABLE  
(40x25)



SGM3232 - GITO-S SQUARE COFFEE TABLE  
(32x32)

Measurements are in millimeters.